




Washer Bottles and Pumps

- 1 Litre capacity MK3 (alternative to GWW907) **GWW906**
 - 1.7 Litre capacity will fit earlier cars if enough space **GWW907**
 - Windscreen remote electric washer pump to 1980 **GWW125**
- Washer bottle that has integral electric pump as fitted under bonnet, 1989-92 pre injection cars (Uses pump GWW1192) **GWW940**
 - Windscreen electric washer pump fits GWW935 except twin point injection **GWW1192**
- Washer bottle takes integral electric pump. Fitted under bonnet 1981-88 and in the boot on injection cars 1991 onwards (uses pump GWW1192 for pre twin point & GWW1116 for twin point injections on) **GWW935**
 - Windscreen electric washer pump (fits bottle GWW935 twin point injections 1997 on) **GWW1116**



MK1/2 Classic Door Parts

- Door pocket alloy kick plate.
 - R/H **14A7176**
 - L/H **14A7177**
- Door check straps.
 - Red. Order individually **14E4289**
 - Grey. Order individually **14E4290**
 - Black. Order individually **ALEI221**
 - Green. Order individually **14E4291**
- Check strap bracket on body, two per car. Order individually **14A6745**
- Strap retainer, recessed screw holes, four per car. Order individually ... **14A764**
- Door pocket stiffener plate, two per car. Order individually **14A6744**
- Check strap screws, 8 per car less nuts. Order individually **SG604073**
- Nylon dove tail guide for door. Order individually **14A6833**
 - Stainless steel plate to protect dovetail screws
- Retainer guide plate for dovetail on doorframe. Order individually **14A6835**
- Interior door handle. Spoon handle. **GLZ119A**



- 10
 - 11
 - 13
 - 14
 - 15
 - 16
 - 17
 - 18
 - 19
- All door / boot handles have locking barrel & keys.
NOTE: No plain handles are available
- Original T-type boot or van rear door handle sometimes requires square shank to be shortened for correct fitment **14A7194**
 - Pre 1966 door handle. Order individually . **24A1140**
 - Pre 66 Kit 2 door 1 boot handle **24A1140KIT**
 - Post 1966 door handle. Order individually **24A2083**
 - Post 66 Kit 2 door 1 boot handle **24A2083KIT**
 - Safety boss MK2 handle **24A1834**
 - Seal for safety boss. **24A1835**
 - Door handle seal. These very important seals should be renewed at regular intervals to prevent water getting into panelwork ultimately causing rust. Order individually **ADA3817**
 - For boot handle seal. Order individually .. **CZH1747**

Sliding Window Catches

- Front plastic window catch R/H **24A1194**
 - Front plastic window catch L/H **24A1195**
 - Rear plastic window catch R/H **24A1196**
 - Rear plastic window catch L/H **24A1197**
 - Sealing gasket for window catch. Order individually **24A1198**
 - Chrome boss to window catch. Order individually ... **14A8151**
 - Fiber washer for chrome boss. Order individually . **14A7065B**
 - Chrome headed screw for boss. Order individually . **RMP307**
- Complete car set. 4 catches and ancillaries..... **MSSK015**

MK1/2 Classic Door Parts

- Original type MK1/2 internal door pull cable for sliding window type doors. Order individually .. **14A6889**
- MK1/2 door pocket moulding. Both Sides. Order individually **24A1169**
- The current correctly moulded rubber upper window channel **14A7167**
- The vertical seal correct shape and cut out for the rear sliding window. For L/H **EAM8531** For R/H **EAM8530**
- Lower solid cloth/rubber channel with drain and screw holes as originally fitted **24A88**
- Chrome window catch runner that locates lower sliding channel. For L/H **24A1304** For R/H **24A1303**
- Screws for above. Order individually..... **GHF400**

Money Saving Kits

- Complete channel kit comprising items 27, 28, 29, 30 & 31. For L/H **MSSK023** For R/H **MSSK022**
 - As above excluding chrome window catch runner item 30. For L/H **MSSK021** For R/H **MSSK020**

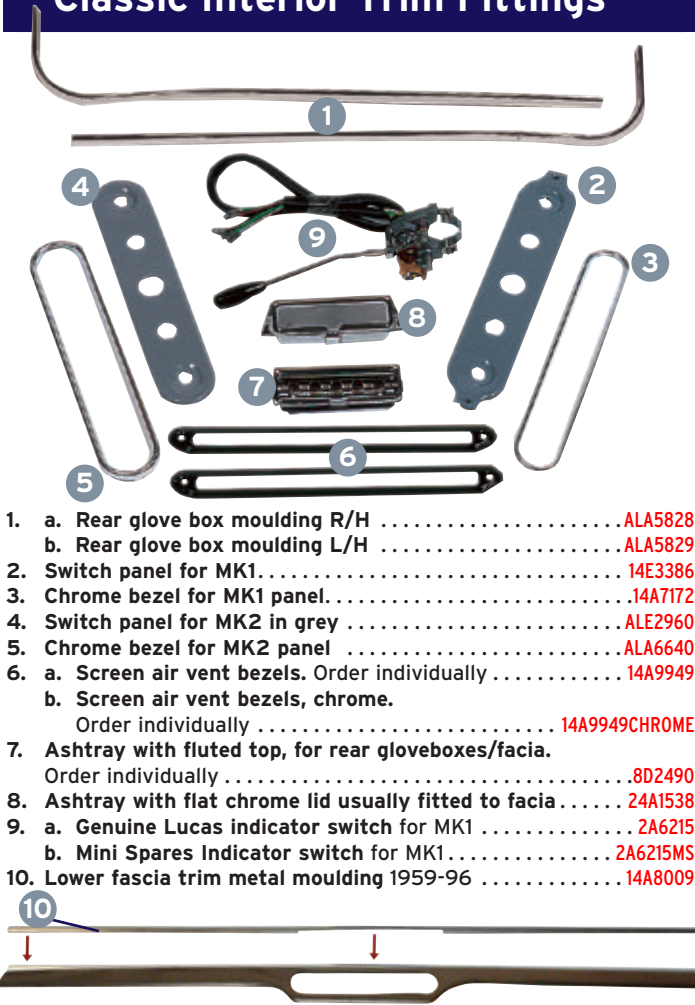
Stays & Hinges - MK1/2

- Original 1960's accessory metal door stay kit. Car set. **BG5401**
- Door hinges, bare (zinc alloy with stainless steel fittings) for all Minis with external door hinges.
 - Set of four hinges **14A6818K**
 - Upper R/H hinge **14A6818**
 - Upper L/H hinge **14A6819**
 - Lower R/H hinge **14A6820**
 - Lower L/H hinge **14A6821**
 - Small gasket for hinges to 'A' Panel. Order individually **BMP135**
 - Large gasket for hinges to Door. Order individually **sALA7844**
- Replacement door hinge pin. Order individually **37H3044**
- Replacement door hinge bush. Order individually **37H3043**
- Single hinge repair kit (one 34 & one 35 together). **MS15**
- Tool for fitting & removing the bush from the external hinges **TOOL15**
- Old hinge pin removing punch **TOOL16**





Classic Interior Trim Fittings




1. a. Rear glove box moulding R/H [ALA5828](#)
b. Rear glove box moulding L/H [ALA5829](#)
2. Switch panel for MK1..... [14E3386](#)
3. Chrome bezel for MK1 panel..... [14A7172](#)
4. Switch panel for MK2 in grey [ALE2960](#)
5. Chrome bezel for MK2 panel [ALA6640](#)
6. a. Screen air vent bezels. Order individually [14A9949](#)
b. Screen air vent bezels, chrome.
Order individually [14A9949CHROME](#)
7. Ashtray with fluted top, for rear gloveboxes/facia.
Order individually [8D2490](#)
8. Ashtray with flat chrome lid usually fitted to facia [24A1538](#)
9. a. Genuine Lucas indicator switch for MK1 [2A6215](#)
b. Mini Spares Indicator switch for MK1..... [2A6215MS](#)
10. Lower fascia trim metal moulding 1959-96 [14A8009](#)

MK3 Door Handles



17. Ten piece chrome on alloy door set including G281 bezels as above and a set of chrome latch plates. Car set [MSA507](#)
18. Complete car set of 6 handles in polished alloy. (includes 19, 20 and 21) [MSA1129](#)
19. Polished alloy window winder handle. Order pair [MSA1130](#)
20. Polished alloy door open handle. Order pair [MSA1131](#)
21. Polished alloy door pull/grab handle. Order pair [MSA1132](#)
22. Winder handle bezel in chrome plastic to replace OE black type. Order individually [G281](#)
23. Door lock plate escutcheon pair, chrome on plastic [SP226](#)
24. Door lock plate surround bezel in stainless steel (shown on plastic escutcheon - not supplied) - pair [MSA1133](#)
25. a. Original Mini plastic winder handle. Order individually [CZA7109](#)
b. Flanged screw for winder handle..... [ZKC3317](#)
26. Spring loaded knob - alternative winder handle fitted as a safety spec from 1982 on approx. Fits all Minis.
Order individually [YXX3199PA](#)
27. Special size screw for fitting above. Order individually. [ADU8081](#)
28. Finishing plug - grey only.
Order individually [YXX3200LNF](#)
29. Mini interior plastic door opening handle as fitted to models up to 1997. Order individually [JPC8387PA](#)




30. Door scoops - to stop those unsightly scratches made by finger nails, rings etc. These are made only for wind up window type doors and fit in the dish behind the door handle. Simply loosen off the exterior door handle and slide them in place. Sold in pairs. Stainless steel scoops [8B12500](#)
31. Chrome plated metal window winder handle.
Order individually [G282](#)
32. a. Chrome plated metal door opening handle. Can be fitted as it is or pull the old chrome escutcheon off your original plastic handle and push on back of chrome type, to cover the door liner hole. Order individually [G283](#)
b. Long screw with small head needed on late cars [CMZ312](#)
33. Outer chrome door handles from 1970 on are available separately or as a 3 piece kit, including the boot handle. They have matched barrels and key numbers.
a. Complete 3 piece kit [CZH1785](#)
b. R/H door handle and key [CZH886](#)
c. L/H door handle and key..... [CZH887](#)
d. Fixing screw needed for later models..... [CZH887](#)
34. Rear boot handle, from 1970, with barrel and key..... [JRC2844](#)
35. a. Lock barrels. When any of your barrels wear or have different numbers, why not replace both door and boot barrels with a matching set of 3 [BARRELSET](#)
b. Replacement retaining clip for barrels..... [PR109](#)

MK3 Door Fittings

MK3 Interior Door Hinges

Wind up window doors 1970 on.



11. a. Top right hand hinge. Genuine
Order individually [CZH202](#)
Non genuine.
Order individually [CZH202MS](#)
b. Top left hand hinge. Genuine.
Order individually [CZH203](#)
Non genuine.
Order individually [CZH203MS](#)
c. Bottom door hinge either side.
Genuine. Order individually. [CZH212](#)
Non genuine.
Order individually [CZH212MS](#)
e. Complete car, door 4 Hinge kit, (Money saver).
Genuine [MSSK017](#)
Non genuine..... [MSSK017B](#)
12. Door stay for MK3 saloons 1970 on. Order individually..... [ADA5671](#)
13. Door stay grommet.
a Right Hand [CZH4052](#)
b Left hand..... [CZH4053](#)
14. Door stay seal 1986 on.
a. R/H. Order individually [CGE10038](#)
b. L/H. Order individually [CGE10039](#)
15. Clevis pin for door stay.
Order individually [CLZ412](#)
16. For door hinges you might need these shims to align your doors correctly or use as a template.
Order individually [ALA6381](#)






Window and Door Mouldings



1. a. **Upper window moulding** as per original Cooper and 'S' MK1/2 in stainless steel for sliding windows only, without fixings.
R/H **.14A9773** L/H **14A9774**
b. **Upper window moulding manufactured to fit MK3** wind up window doors only in same original shape - supplied with 13H743 fixing rivets.
R/H **MS67** L/H **MS68** Set with clips **MS66**
2. **Lower window outer moulding** as per original for Cooper and 'S' MK1/2 in stainless steel for sliding window only.
R/H ... **24A341** L/H ... **24A342** Special clip for above **.13H525**
3. a. **Interior moulding and seal for all wind up window models.** Fits either side. (clips EYC10048, 5 required).
Order Individually **EJU10003**
b. **Pair of EJU10003 with clips** **MSSK2102**
4. **Outer door moulding and seal for wind up windows 1970** on as original on Cooper 'S' and MK3 upto the introduction of black protective end caps. (Clips are ADH3809 4-5 required).
R/H ... **CZH1666** L/H .. **CZH1667** Set with Clips **MSSK2100**
5. Same as No. 4 but with **protective black ends** from 1981 on, outer window moulding with seal. (clips ADH3809. 4-5 needed).
R/H ... **PAM1014** L/H .. **PAM1015** Set with Clips **MSSK2103**
6. **Complete car sets of door mouldings with clips.**
a. Pair of CZH1666/7, a pair of EJU10003 & clips **MSSK2101**
b. Pair of PAM1014/5, a pair of EJU10003 & clips **MSSK2104**
7. The wind up door window sits on two support rails.
a. Right hand front and left hand rear **ALA5746**
b. Left hand front and right hand rear **ALA5747**
c. One door set of rails **ALA5745**
d. Packing rubber to support glass in rail **24A948**
e. Door set of window rails and rubbers **MSSK2105**



Window Channels MK3

12. Upper door channel seal for wind up windows only.

- a. Genuine Right Hand **PAM3076**
- b. Genuine Left Hand **PAM3077**
- c. Budget Right Hand **PAM3076MS**
- d. Budget Left Hand **PAM3077MS**



Door Sill Plates



13. **Stainless steel polka dot pattern kick plates** which fit to inner sill and protect door seal getting damaged. These were originally fitted to MK1 models but will replace later plastic type as fitted to date. These will compliment the doorstep sills as below. **14A7270**
14. **Set of stainless steel plain sill guards.** **14A7271**

13

14



Pedals & Pads



17. **Race/Rally alloy pads for clutch and brake**, sold as a pair. **A200017**
18. **Mini accelerator metal pedal for vehicles pre 1976.** **A200015**
19. **Latest 1997 specification Rover look-a-like bolt on accelerator pedal for vehicles 1976 to 1996.** **A200016**
20. **Latest clutch/brake heavy duty easy fit, better anti slip rubber pedal pad**, introduced in 1990 can be used for vehicles 1976 on. Order individually. **SZU10001**
21. **Original clutch/brake pedal pad**, as fitted from 1976 up to the introduction of SZU10001 pad. An inexpensive alternative. Order individually. **GPR107**
22. **Hexagonal pedal rubbers - ribbed in Mini/Union flag style.**
Black **GPR107BLACK**
Blue **GPR107BLUE**
Yellow **GPR107YELLOW**
Red **GPR107RED**



20

21



22

23

Windows

8. a. To RAC specifications, 4mm Acrylic perspex kit, less windscreen, for 1970 on MK3 **C-WIN0001**
b. Polycarb is stronger and more resilient (virtually indestructible). To RAC specifications 4mm Polycarb window kit, less windscreen for 1970 on MK3. **C-WIN0002**
9. **Laminated Windscreens for pre 1997 Twin point.**
a. Clear glass **24A2236**
b. Sundym light green tint **CZH4048**
c. Sundym light green tint heavy top tint as shown **MS85**
10. a. **Electrically heated front screen** as used on Monte Carlo rally cars and all competition cars. **MS86**
b. **Tinted top tint laminated heated front screen** as above **MS87**
c. **Modern heated front screen with hidden elements** **MS86A**
11. **Heated rear screen.**
a. Mk1 only **14A7056HEATED**
b. Mk2/3 on **13H7323**
c. Sundym Mk2/3 on **CZH4013**



NOTE: Glass is for customer collection only

23. **Clutch/brake pedal pad as fitted up to 1976**, also used as accelerator pad for vehicles 1976 on - Sold individually.
Black **GPR104**
Blue **GPR104BLUE**
Yellow **GPR104YELLOW**
Red **GPR104RED**
24. **Accelerator rubber pedal pad for vehicles pre 1976.** **GPR105**



24





57 Mirrors & Number Plate Fixings

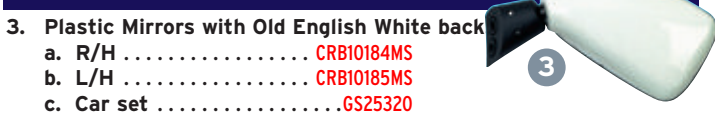
FITTINGS & TRIM

Interior Mirrors



1. 6" wide polished metal/chrome interior mirror for all pre 1997 Minis (not Twin Point Injection) **MSA1147**
2. Only mirror available from Rover. Stick on type, except MPI 1996 on **CTB100060**

White Cooper Mirrors



3. Plastic Mirrors with Old English White back
 - a. R/H **CRB10184MS**
 - b. L/H **CRB10185MS**
 - c. Car set **GS25320**

Plastic Door Mirrors



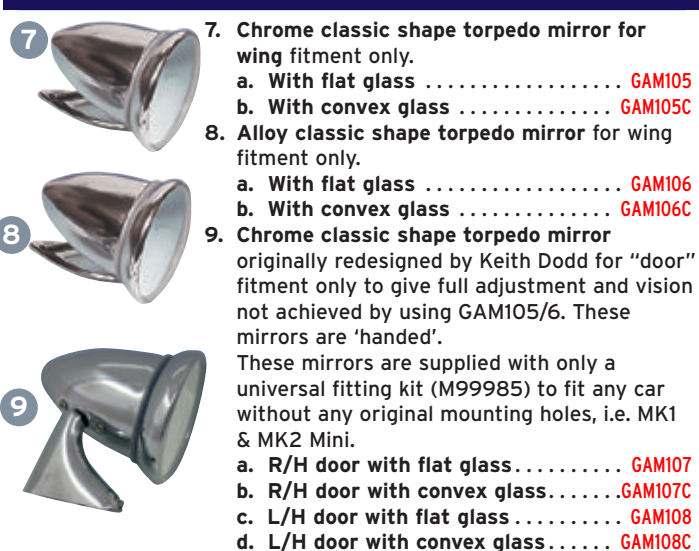
4. Black plastic door mirrors as fitted from 1980 on.
 - a. R/H **JPC9848MS**
 - b. L/H **JPC9849MS**
 - c. Car set **GS25319**
5. Mirror base screw covers.
 - a. R/H **.EAM4158**
 - b. L/H **.EAM4159**

Domed Mirrors



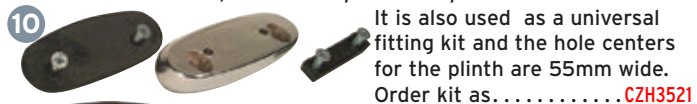
6. Stainless steel domed mirrors.
 - a. R/H **GAM112**
 - b. L/H **GAM113**
 - c. Car set **GS25317**

Classic Torpedo Shaped Mirrors



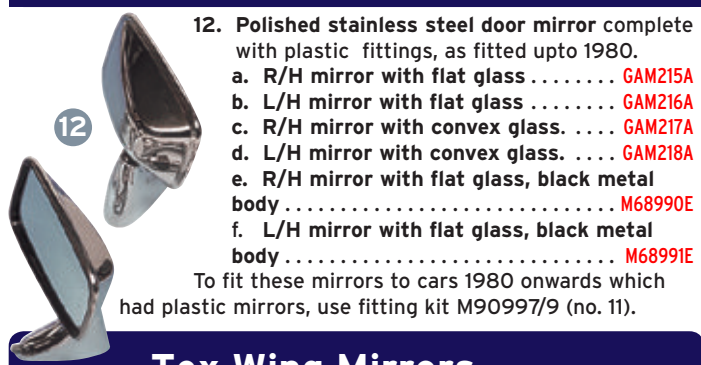
7. Chrome classic shape torpedo mirror for wing fitment only.
 - a. With flat glass **GAM105**
 - b. With convex glass **GAM105C**
8. Alloy classic shape torpedo mirror for wing fitment only.
 - a. With flat glass **GAM106**
 - b. With convex glass **GAM106C**
9. Chrome classic shape torpedo mirror originally redesigned by Keith Dodd for "door" fitment only to give full adjustment and vision not achieved by using GAM105/6. These mirrors are 'handed'.
These mirrors are supplied with only a universal fitting kit (M99985) to fit any car without any original mounting holes, i.e. MK1 & MK2 Mini.
 - a. R/H door with flat glass **GAM107**
 - b. R/H door with convex glass **GAM107C**
 - c. L/H door with flat glass **GAM108**
 - d. L/H door with convex glass **GAM108C**

10. This chrome plinth and escutcheon was fitted on production cars from 1970-80 with the GAM215A (no. 10) chrome mirrors fitted as standard, it also accepts the torpedo mirror.



11. For cars between 1980-2000 which had plastic mirrors a fitting kit is available to use existing bolt holes which enables fitment of mirrors No. 7 and 11.
 - a. Fitting kit for R/H door **M90999**
 - b. Fitting kit for L/H door **M90997**

Door Mirrors



12. Polished stainless steel door mirror complete with plastic fittings, as fitted upto 1980.
 - a. R/H mirror with flat glass **GAM215A**
 - b. L/H mirror with flat glass **GAM216A**
 - c. R/H mirror with convex glass. **GAM217A**
 - d. L/H mirror with convex glass. **GAM218A**
 - e. R/H mirror with flat glass, black metal body **M68990E**
 - f. L/H mirror with flat glass, black metal body **M68991E**

To fit these mirrors to cars 1980 onwards which had plastic mirrors, use fitting kit M90997/9 (no. 11).


Tex Wing Mirrors



13. Original Tex round chrome mirror as used in the 1960's.
 - a. Round chrome mirror with convex glass **8G8731**
 - b. Round chrome mirror with flat glass **8G8710**
14. Original Tex classic alternative oval shape to the round mirror in the 1960's.
 - a. Classic shape chrome mirror with convex glass **M50201**
 - b. Classic shape chrome mirror with flat glass **M50211**
15. Original Tex classic quadrangle shape from the 60's. **M50301**
16. Tex chrome short straight arm. Fits either side. **M16007**
17. Tex chrome angled long straight arm. Fits either sides .. **M16009**
18. Tex chrome long curved arm. Fits either side **M16008**



Number Plates



19. Original hanging number plate in black. **14A6468**
20. Number plate buffer. Only fitted on MK1/2 with 14A6468. **14A7625**
21. a. R/H bracket/hinge for number plate **14A6466**
b. L/H bracket/hinge for number plate **14A6467**
22. Black front number plate
Original small number plate as per MK1 where numbers were attached or stuck on. This will not accept later one piece plastic number plate. .. **14A8455**
23. Stainless steel backing plate for latest legal size plastic number plates as used on UK cars. The outer rim is polished to smarten up the front or rear of any MK3 on car or as applicable. Order individually **8B12390**
24. Plastic number plate surround. Looks good but not as solid as using stainless steel No. 22. **MSA0213**

FITTINGS & TRIM



Enter your Mini pictures into our photo competition.

see details at www.minimania.com



Body Seam Mouldings

Body Seam Mouldings in Stainless Steel

1. Should be used with later type stainless steel clips BMP128MS, which do not rust like the originals. These seam mouldings not only brighten up the car but are rust free and cheaper than genuine original replacement items. Available as a front kit and separate rear kit.

- a. For a pair of front8B12400
- b. For a pair of rear..... 8B12401

In plain metal (as standard).....Genuine

- c. Front fits R/H & L/H BMP127 BMP127MS
- d. Rear R/H BMP124 BMP124MS
- e. Rear L/H..... BMP125 BMP125MS

2. Roof trim. 1 Roll of specially shaped plastic trim sufficient for one saloon/sedan roof.

- a. Silver.....MT632
- b. Black.....MT633



Roof moulding, pre shaped black original as factory fitted by Rover from very late 1979 on. (supplied in 2 halves).

- c. Right hand YGA1106
- d. Left hand YGA1107
- e. Joining clips (front & rear).

Order individuallyDBE10006PMD

3. Silver colored lower plastic body seam moulding. For better fitting we recommend genuine

- | | | |
|-------------------------------|------------------------|------------------|
| | Genuine Chrome
Type | Bright
Silver |
| a. Fluted type as MK1/2 | GZF105A..... | GZF105MS |
| b. Plain type as MK3on | GZF107A | |



Rear Mudflaps


These are made to fit all saloons from 1984 onwards or any year when the Mini special plastic arches are fitted, tailored to fit with these arches only. Sold in pairs.

- 4. With the Mini Cooper laurel emblem.CAT10044
- 5. With the word 'Mini' emblem.AJM164
- 6. With the latest Mini logo emblem.CAT100870



Aerials

- 7. Wing mounting telescopic aerial.....MSA1118
- 8. Roof aerial for the 60's look. Stainless Steel .. .MSA1119
- 9. a. Replacement roof aerial antenna as fitted standard from 1996XUJ100070
- b. Base for roof aerial as fitted from 1996.....XUF000020
- 10. Anti Theft Aerial. Chrome & anodised 'staybright' aluminium aerials. includes 2 rods that can be cut down to any size. Fits all cars with screw in aerials 1996 on.



Bumpers

Mini Spares manufacture all the classic overriders, corner bars and bumpers in stainless steel with the correctly pressed holes and shapes to original specification. All parts are available separately or in kit form.

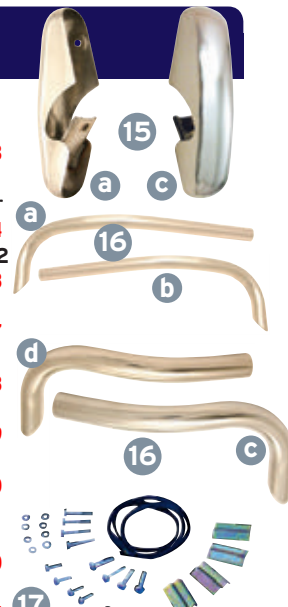


- 11. Original kit complete with bumpers, corner bars, overriders and all fittingsMS25
- 12. Front and rear kits of overider and corner bars, but less bumpers where purchasers wish to drill their own stainless steel bumpers. Reverse lamps fitted from 1983 on will have to be relocated using bracket MSSK024. (not shown).
- a. For cars pre 1997 or late Coopers with 2 spot lamps only. Less bumpersMSSK025
- b. Cars with 4 spot lamps or 1997 on, a different front kit with shorter corner bars is used with the original rear kit. Less bumpersMSSK026
- c. Front kit only for cars with 4 spot lamps or 1997 on, has shorter corner bars. Less bumpers.....MSSK027
- d. Front kit only for cars with 4 spot lamps or 1997 on, has shorter corner bars. With bumpers.....DPZ100270
- 13. a. Stainless steel bumper with holes for corner bars. Can be ordered individually14A9871
- b. Genuine Rover stainless steel bumper. (without holes). Order individuallyDPB10166
- c. Budget chrome bumper. Order individually14A6779MS
- d. Budget stainless steel bumper. Order individually..DPB10165MS
- 14. Clubman front bumper.....CZH600



Overiders

- 15. a. Stainless steel overider with hole for right hand front or left hand rear. Order individually.....14A9923
- b. Stainless steel overider with hole for left hand front and right hand rear. Order individually.....14A9924
- c. Plain stainless steel overider for MK2 without holes. Order individually..14A8738
- 16. a. Right hand front corner bar stainless steel. Order individually14A9877
- b. Left hand front corner bar stainless steel. Order individually14A9878
- c. Right hand rear corner bar stainless steel. Order individually14A9919
- d. Left hand rear corner bar stainless steel. Order individually14A9920
- 17. a. Fitting kit for MK1 corner bars and overiders. (As supplied in MS25). Order individuallyMSSK010
- b. Fitting kit for MK2 overiders only.MSSK011



Grill Fixings

- 18. Quick release grill buttons. Allow immediate access to the front of the engine bay. Ideal for competition use. Two holes need to be drilled in the front panel and grill for the bolts to be fitted.
- a. Red alloy buttonsMS97
- b. Blue alloy buttonsMS97B
- c. Black buttonsMS98
- d. Chrome buttonsMS99
- e. Lightweight aluminium buttons.MS100

